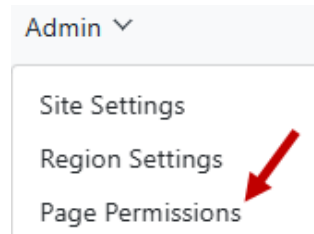


## KinderConnect – System Admin Edits Page Permissions

Use the **Admin > Page Permissions** page to define the access levels and permissions granted to specific types of Operators.

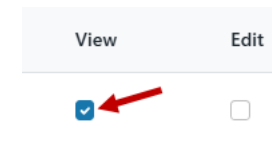
- A** Press **Page Permissions** under **Admin**.



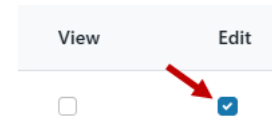
- B** The access privileges are allowed according to **Activity, Page, and User Type**.

Activity ↓↑	Page ↓↑	User Type ↓↑
Attendance	Approve	Provider Administrator
Attendance	Approve	Provider User
Attendance	Approve	Read Only
Attendance	Approve	Sponsor
Attendance	Certify	Employee
Attendance	Certify	Programmer

- C** Click on the **View** column check box corresponding to the **Activity, Page** or **User Type** you would like to grant **View** access privileges to.



- D** Click on the **Edit** column check box corresponding to the **Activity, page,** or **User Type** you would like to grant **Edit** access privileges to.



- E** Once done press **Save**.

