


KinderSign - Download the App to Android

For the best experience, please use the most current operating system or one of the two previous versions on your Android device. While the app may function on other versions, those configurations are not certified and performance may vary.

- A** Tap the Play Store icon on the tablet home screen.



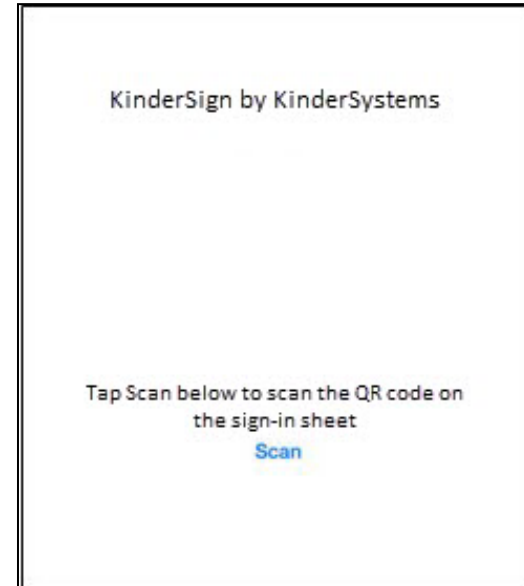
- B** In the top search field, type **KinderSign Virginia**, then tap .

- C** Once the KinderSign app is found , tap to select.

- D** Next tap , and **Install** to download.


- E** Tap **Accept** to initiate download.

- F** Once the download is complete, tap **Open**. **KinderSign by KinderSystems** will appear on the screen and your tablet is ready to scan.



- G** Depending on the tablet, upon completion of the download, you might need to tap **Continue** and proceed to the **Complete account setup** screen. If asked for credit card information, tap **Skip**.

- H** A message will then flash on the tablet indicating that **KinderSign by KinderSystems** has been added to the home screen.

- I** Navigate back to the home screen. Locate the KinderSign icon  and tap it to open the app.